



## A Randomized Trial of Rosuvastatin in the Prevention of Cardiovascular Events Among 17,802 Apparently Healthy Men and Women With Elevated Levels of C-Reactive Protein (hsCRP): The JUPITER Trial

Paul Ridker\*, Eleanor Danielson, Francisco Fonseca\*, Jacques Genest\*, Antonio Gotto\*, John Kastelein\*, Wolfgang Koenig\*, Peter Libby\*, Alberto Lorenzatti\*, Jean MacFadyen, Børge Nordestgaard\*, James Shepherd\*, James Willerson, and Robert Glynn\*  
on behalf of the JUPITER Trial Study Group

An Investigator Initiated Trial Funded by AstraZeneca, USA

*\* These authors have received research grant support and/or consultation fees from one or more statin manufacturers, including Astra-Zeneca. Dr Ridker is a co-inventor on patents held by the Brigham and Women's Hospital that relate to the use of inflammatory biomarkers in cardiovascular disease that have been licensed to Dade-Behring and AstraZeneca.*



Independent Steering Committee : P Ridker (Chair), F Fonseca,  
J Genest, A Gotto, J Kastelein, W Koenig, P Libby, A Lorenzatti,  
B Nordestgaard, J Shepherd, J Willerson

Independent Academic Clinical Coordinating Center: P Ridker,  
E Danielson, R Glynn, J MacFadyen, S Mora (Boston)

Independent Academic Study Statistician: R Glynn (Boston)

Independent Data Monitoring Board: R Collins (Chair), K Bailey,  
B Gersh, G Lamas, S Smith, D Vaughan

Independent Academic Clinical Endpoint Committee: K Mahaffey (Chair),  
P Brown, D Montgomery, M Wilson, F Wood (Durham)

*With thanks to the clinical development teams worldwide at AstraZeneca for their considerable efforts in data collection, site monitoring, and overall study coordination*



Current guidelines for the prevention of myocardial infarction, stroke, and cardiovascular death endorse statin therapy among patients with established vascular disease, diabetes, and among those with hyperlipidemia.

However, these screening and treatment strategies are insufficient as half of all heart attack and stroke events occur among apparently healthy men and women with average or even low levels of cholesterol.



## Background and Prior Work

To improve detection of individuals at increased risk for cardiovascular disease, physicians often measure high sensitivity C-reactive protein (hsCRP), an inflammatory biomarker that reproducibly and independently predicts future vascular events and improves global risk classification, even when cholesterol levels are low.

Prior work has shown that statin therapy reduces hsCRP, and that among stable coronary disease patients as well as those with acute ischemia, the benefit associated with statin therapy relates not only to achieving low levels of LDL, but also to achieving low levels of hsCRP.



In 2001, in an hypothesis generating analysis of apparently healthy individuals in the AFCAPS / TexCAPS trial\*, we observed that those with low levels of both LDL and hsCRP had extremely low vascular event rates and that statin therapy did not reduce events in this subgroup (N=1,448, HR 1.1, 95% CI 0.56-2.08). Thus, a trial of statin therapy in patients with low cholesterol and low hsCRP would not only be infeasible in terms of power and sample size, but would be highly unlikely to show clinical benefit.

In contrast, we also observed within AFCAPS/TexCAPS that among those with low LDL but high hsCRP, vascular event rates were just as high as rates among those with overt hyperlipidemia, and that statin therapy significantly reduced events in this subgroup (N=1,428, HR 0.6, 95% CI 0.34-0.98).

*\*Ridker et al N Engl J Med 2001;344:1959-65*

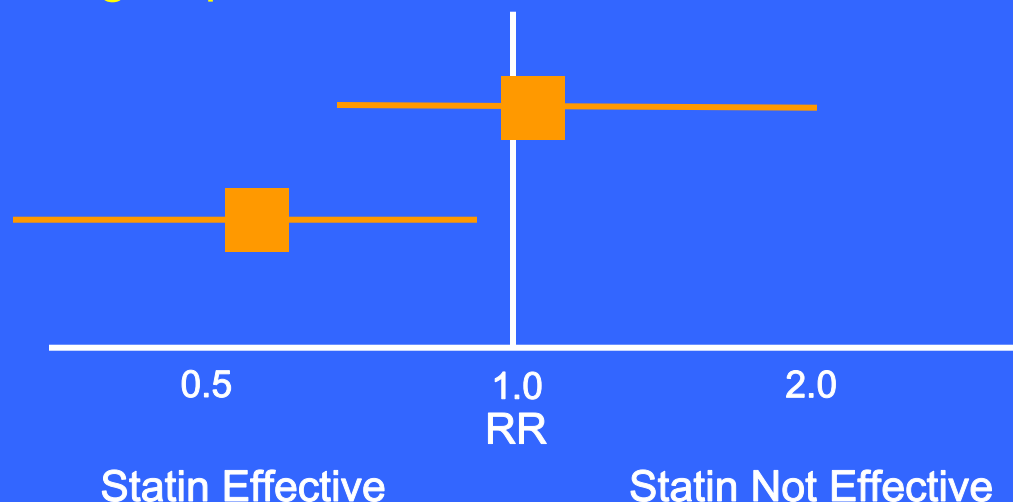
# JUPITER

## Why Consider Statins for Low LDL, high hsCRP Patients?

### AFCAPS/TexCAPS Low LDL Subgroups

Low LDL, Low hsCRP

Low LDL, High hsCRP



However, while intriguing and of potential public health importance, the observation in AFCAPS/TexCAPS that statin therapy might be effective among those with elevated hsCRP but low cholesterol was made on a *post hoc* basis. Thus, a large-scale randomized trial of statin therapy was needed to directly test this hypotheses.



Justification for the Use of statins in Prevention:  
an Intervention Trial Evaluating Rosuvastatin

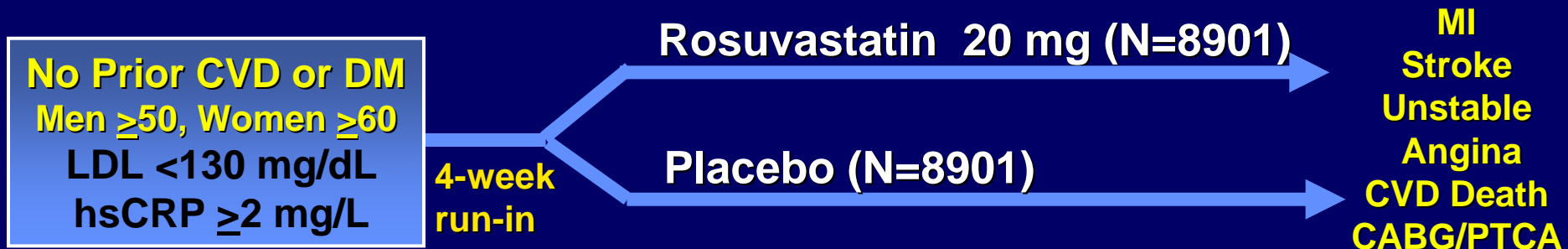
To investigate whether rosuvastatin 20 mg compared to placebo would decrease the rate of first major cardiovascular events among apparently healthy men and women with LDL < 130 mg/dL (3.36 mmol/L) who are nonetheless at increased vascular risk on the basis of an enhanced inflammatory response, as determined by hsCRP  $\geq$  2 mg/L.

To enroll large numbers of women and individuals of Black or Hispanic ethnicity, groups for whom little data on primary prevention with statin therapy exists.



# JUPITER

*Multi-National Randomized Double Blind Placebo Controlled Trial of Rosuvastatin in the Prevention of Cardiovascular Events Among Individuals With Low LDL and Elevated hsCRP*



Argentina, Belgium, Brazil, Bulgaria, Canada, Chile, Colombia, Costa Rica, Denmark, El Salvador, Estonia, Germany, Israel, Mexico, Netherlands, Norway, Panama, Poland, Romania, Russia, South Africa, Switzerland, United Kingdom, Uruguay, United States, Venezuela

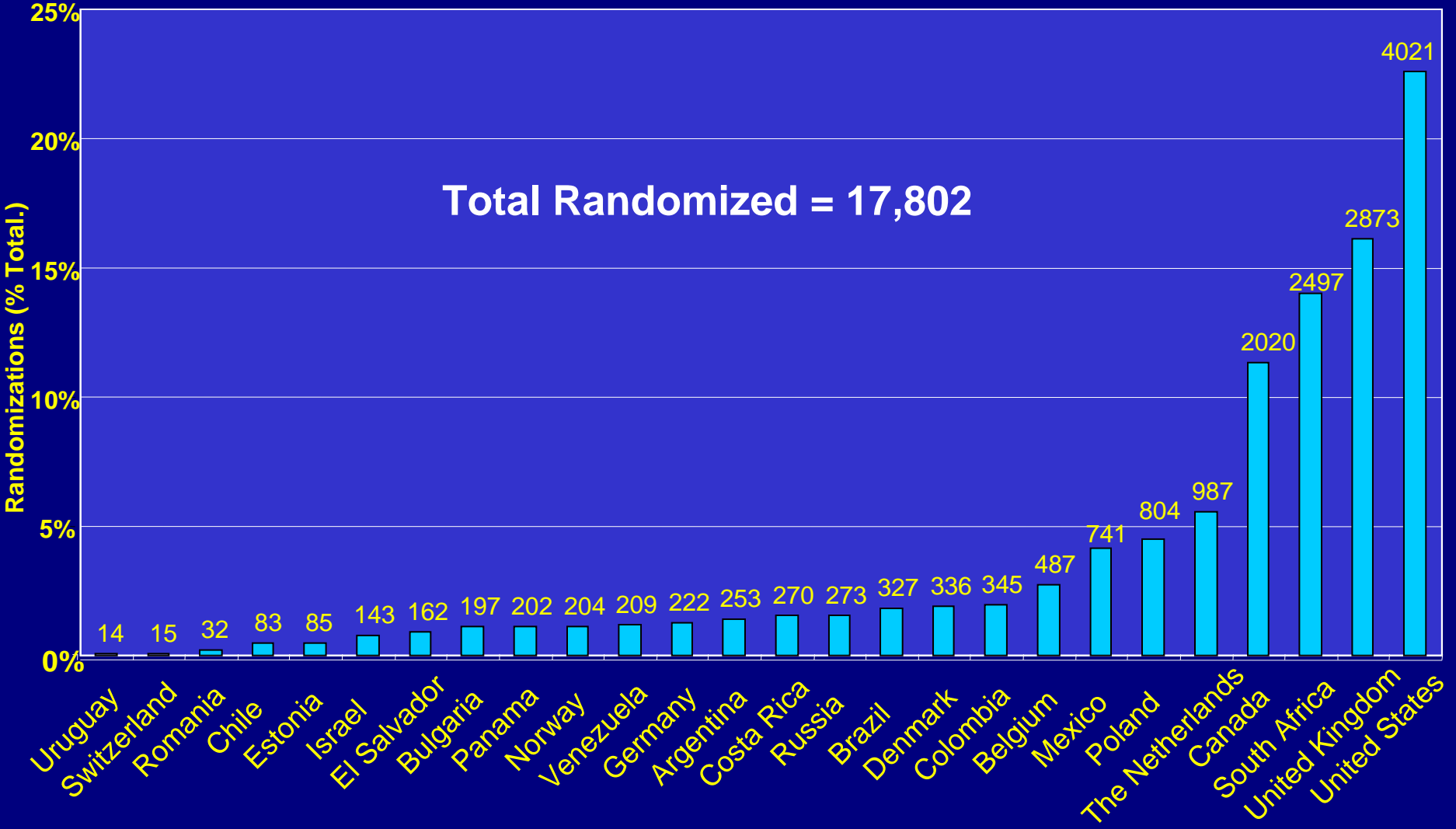


# JUPITER

Ridker et al NEJM 2008



17,802 Patients, 1,315 Sites, 26 Countries





## Inclusion and Exclusion Criteria, Study Flow

Men  $\geq$  50 years  
Women  $\geq$  60 years  
**No CVD, No DM**  
LDL < 130 mg/dL  
hsCRP  $\geq$  2 mg/L

89,890 Screened

4 week  
Placebo  
Run-In

17,802 Randomized

8,901 Assigned to  
Rosuvastatin 20 mg

8,901 Assigned to  
Placebo

8,857 Completed Study  
44 Lost to follow-up

8,864 Completed Study  
37 Lost to follow-up

8,901 Included in Efficacy  
and Safety Analyses

8,901 Included in Efficacy  
and Safety Analyses

Reason for Exclusion	(%)
LDL $\geq$ 130 mg/dL	52
hsCRP < 2.0 mg/L	36
Withdrew Consent	5
Diabetes	1
Hypothyroid	<1
Liver Disease	<1
TG $\geq$ 500 mg/dL	<1
Age out of range	<1
Current Use of HRT	<1
Cancer	<1
Poor Compliance/Other	3



## Baseline Clinical Characteristics

	<b>Rosuvastatin (N = 8901)</b>	<b>Placebo (n = 8901)</b>
<b>Age, years (IQR)</b>	<b>66.0 (60.0-71.0)</b>	<b>66.0 (60.0-71.0)</b>
<b>Female, N (%)</b>	<b>3,426 (38.5)</b>	<b>3,375 (37.9)</b>
<b>Ethnicity, N (%)</b>		
<i>Caucasian</i>	<b>6,358 (71.4)</b>	<b>6,325 (71.1)</b>
<i>Black</i>	<b>1,100 (12.4)</b>	<b>1,124 (12.6)</b>
<i>Hispanic</i>	<b>1,121 (12.6)</b>	<b>1,140 (12.8)</b>
<b>Blood pressure, mm (IQR)</b>		
<i>Systolic</i>	<b>134 (124-145)</b>	<b>134 (124-145)</b>
<i>Diastolic</i>	<b>80 (75-87)</b>	<b>80 (75-87)</b>
<b>Smoker, N (%)</b>	<b>1,400 (15.7)</b>	<b>1,420 (16.0)</b>
<b>Family History, N (%)</b>	<b>997 (11.2)</b>	<b>1,048 (11.8)</b>
<b>Metabolic Syndrome, N (%)</b>	<b>3,652 (41.0)</b>	<b>3,723 (41.8)</b>
<b>Aspirin Use, N (%)</b>	<b>1,481 (16.6)</b>	<b>1,477 (16.6)</b>

All values are median (interquartile range) or N (%)



## Baseline Blood Levels (median, interquartile range)

	Rosuvastatin (N = 8901)		Placebo (n = 8901)	
hsCRP, mg/L	4.2	(2.8 - 7.1)	4.3	(2.8 - 7.2)
LDL, mg/dL	108	(94 - 119)	108	(94 - 119)
HDL, mg/dL	49	(40 - 60)	49	(40 - 60)
Triglycerides, mg/L	118	(85 - 169)	118	(86 - 169)
Total Cholesterol, mg/dL	186	(168 - 200)	185	(169 - 199)
Glucose, mg/dL	94	(87 - 102)	94	(88 - 102)
HbA1c, %	5.7	(5.4 - 5.9)	5.7	(5.5 - 5.9)

All values are median (interquartile range). [ Mean LDL = 104 mg/dL ]

## Comparison of the JUPITER trial population to previous statin trials of primary prevention

---

	JUPITER	WOSCOPS	AFCAPS
Sample size (n)	17,802	6,595	6,605
Women (n)	6,801	0	997
Minority (n)	5,118	0	350
Duration (yrs)	1.9 (max 5)	4.9	5.2
Diabetes (%)	0	1	6
Baseline LDL-C (mg/dL)	108	192	150
Baseline HDL-C (mg/dL)	49	44	36-40
Baseline TG (mg/dL)	118	164	158
Baseline hsCRP (mg/L)	> 2	NA	NA
Intervention	Rosuvastatin 20 mg	Pravastatin 40 mg	Lovastatin 10-40 mg

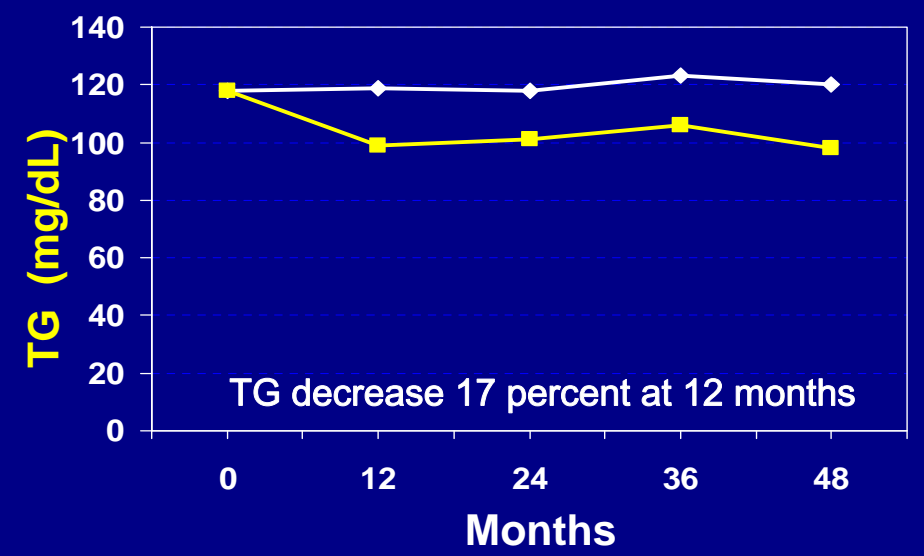
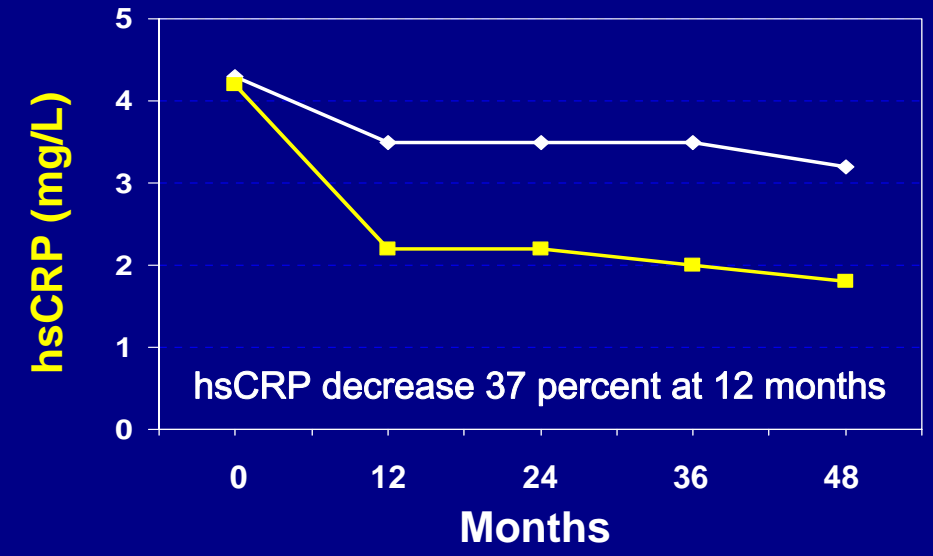
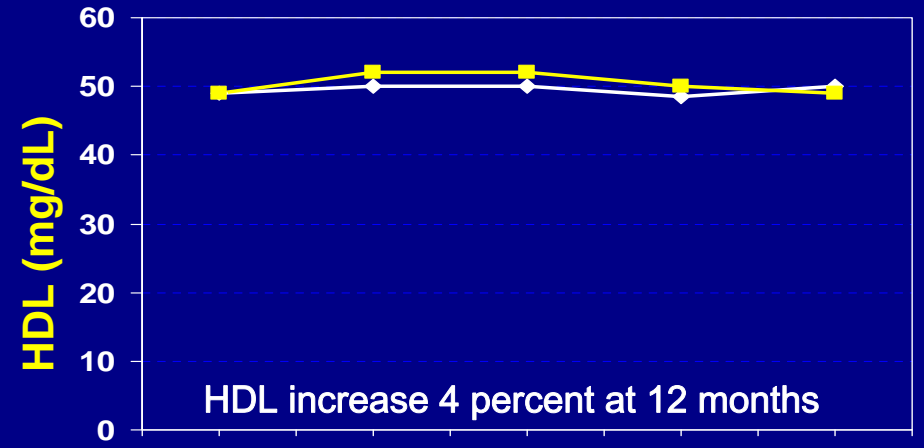
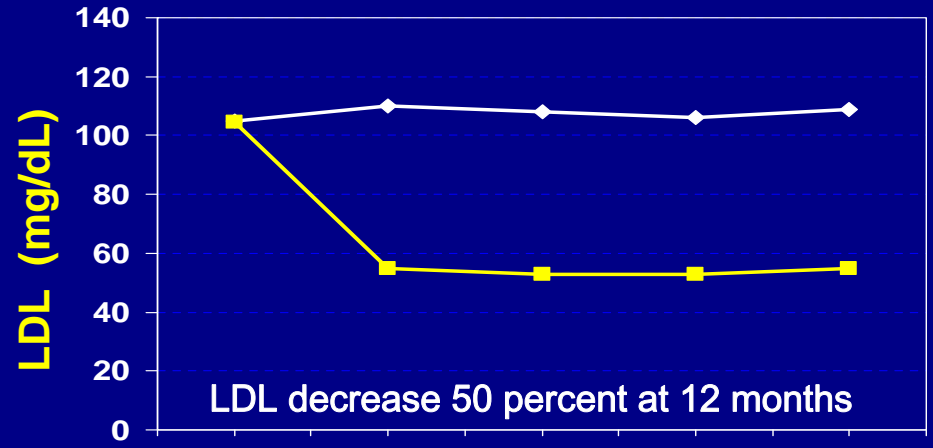
---

# JUPITER

Ridker et al NEJM 2008

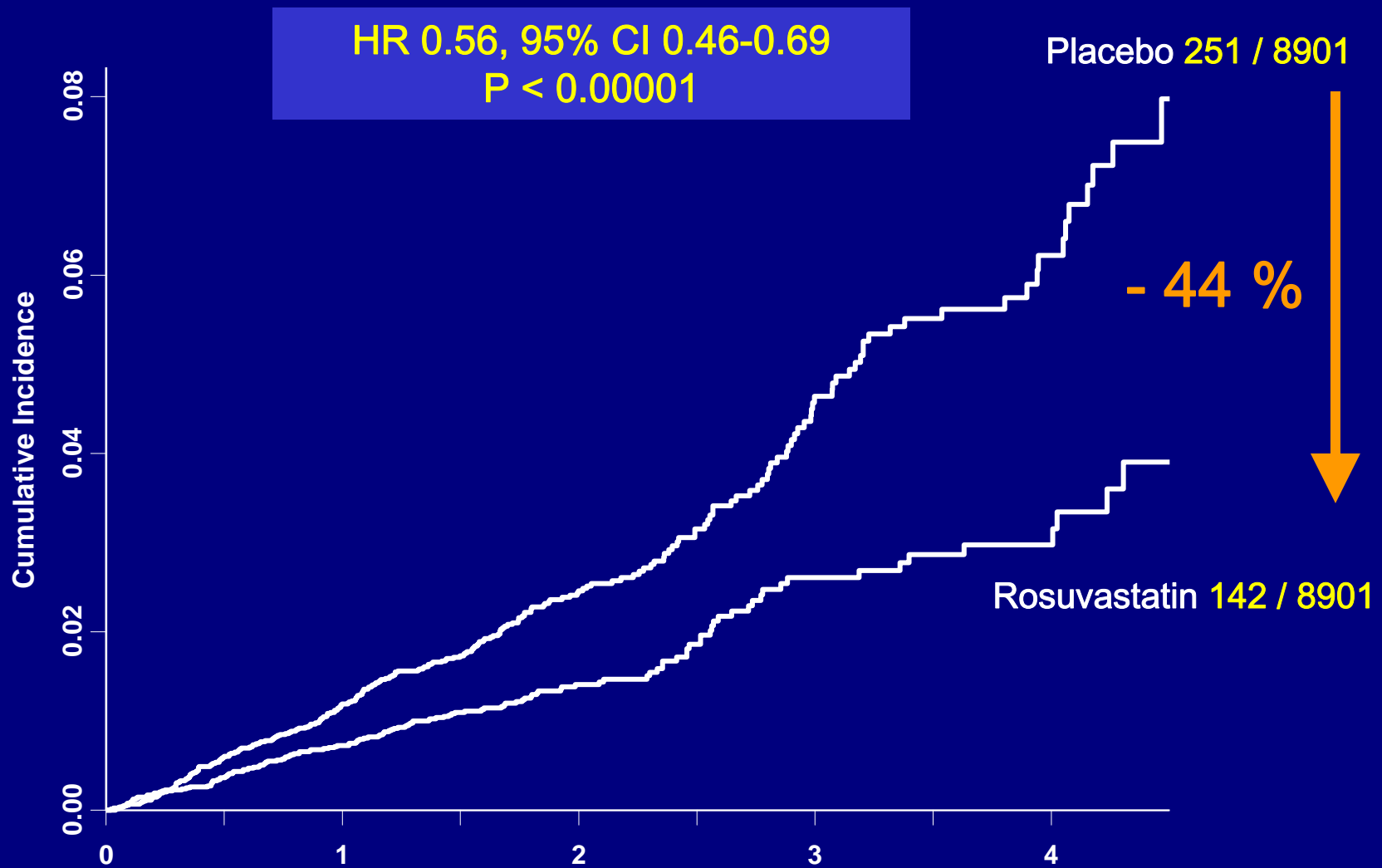


## Effects of rosuvastatin 20 mg on LDL, HDL, TG, and hsCRP





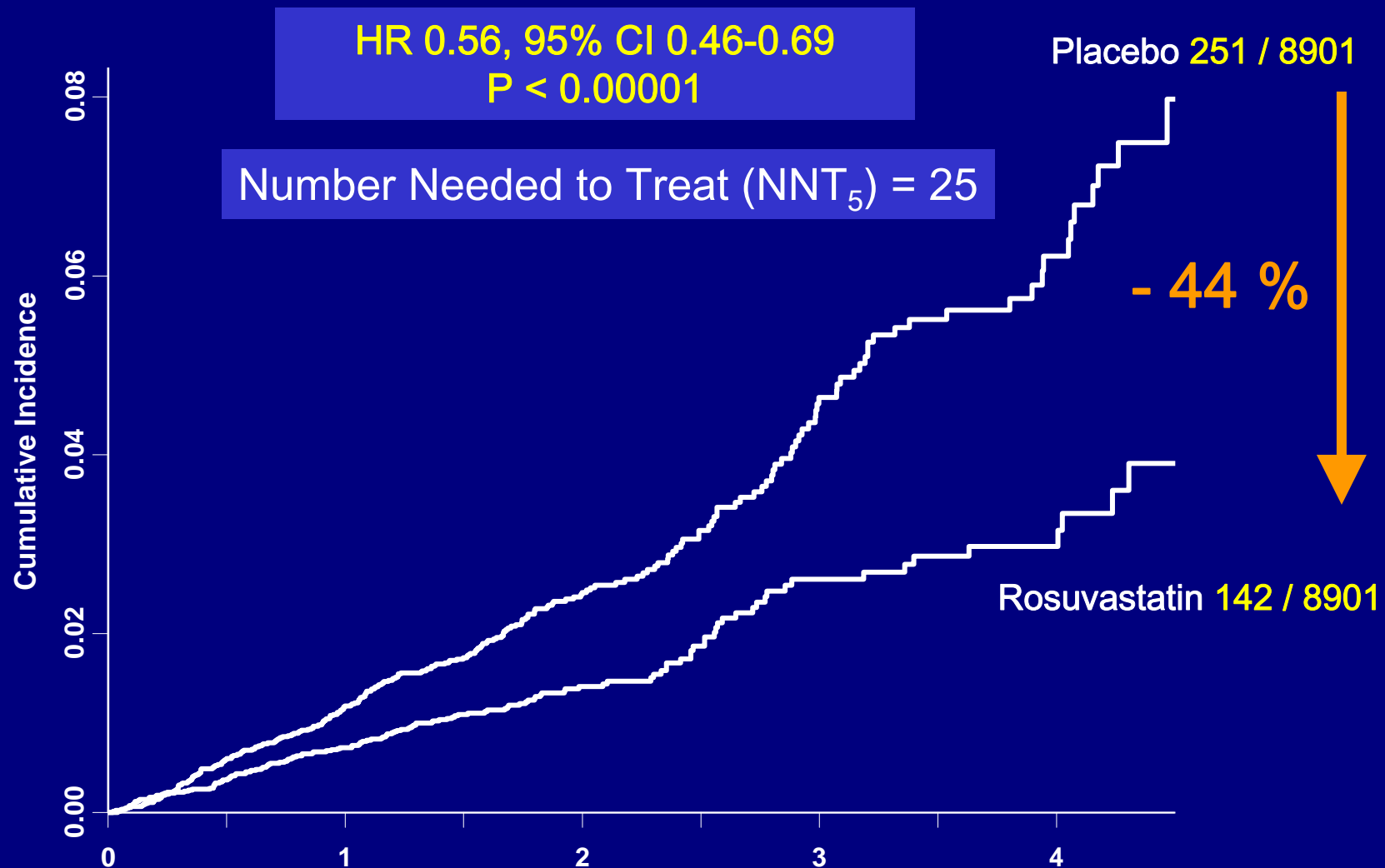
Primary Trial Endpoint : MI, Stroke, UA/Revascularization, CV Death



Number at Risk	Follow-up (years)									
	0	1	2	3	4	5	6	7	8	9
Rosuvastatin	8,901	8,631	8,412	6,540	3,893	1,958	1,353	983	544	157
Placebo	8,901	8,621	8,353	6,508	3,872	1,963	1,333	955	534	174



Primary Trial Endpoint : MI, Stroke, UA/Revascularization, CV Death



Number at Risk	Follow-up (years)										
	0	1	2	3	4	5	6	7	8	9	10
Rosuvastatin	8,901	8,631	8,412	6,540	3,893	1,958	1,353	983	544	157	
Placebo	8,901	8,621	8,353	6,508	3,872	1,963	1,333	955	534	174	





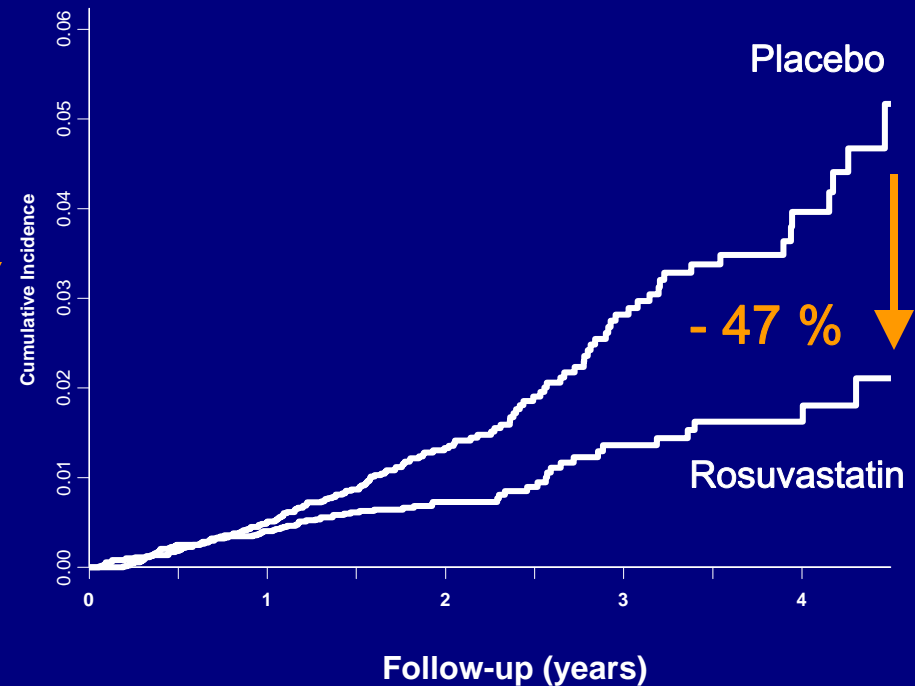
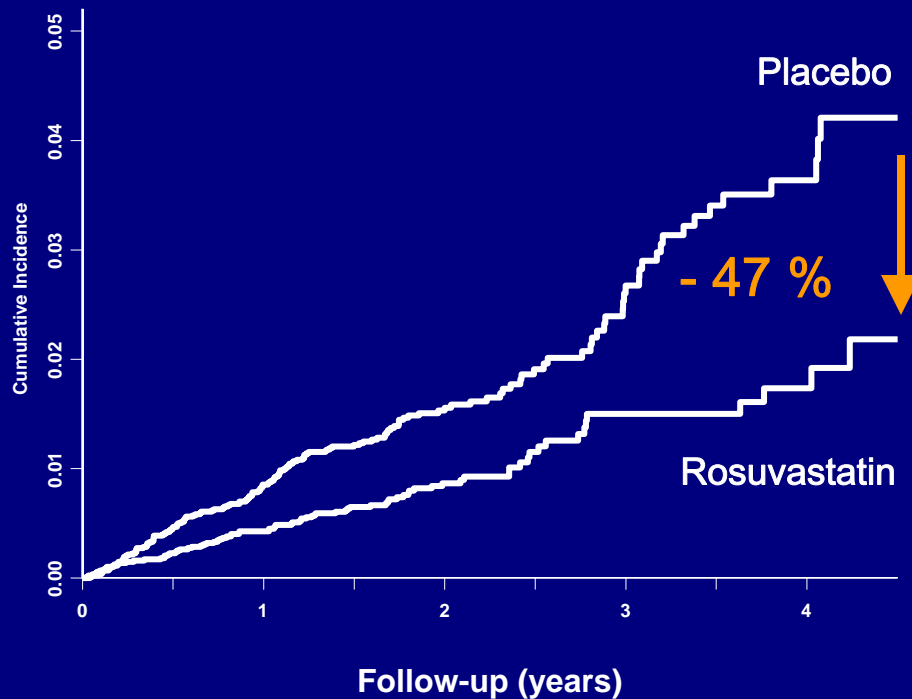
## Grouped Components of the Primary Endpoint

Myocardial Infarction, Stroke, or  
Cardiovascular Death

HR 0.53, CI 0.40-0.69  
P < 0.00001

Arterial Revascularization or  
Hospitalization for Unstable Angina

HR 0.53, CI 0.40-0.70  
P < 0.00001





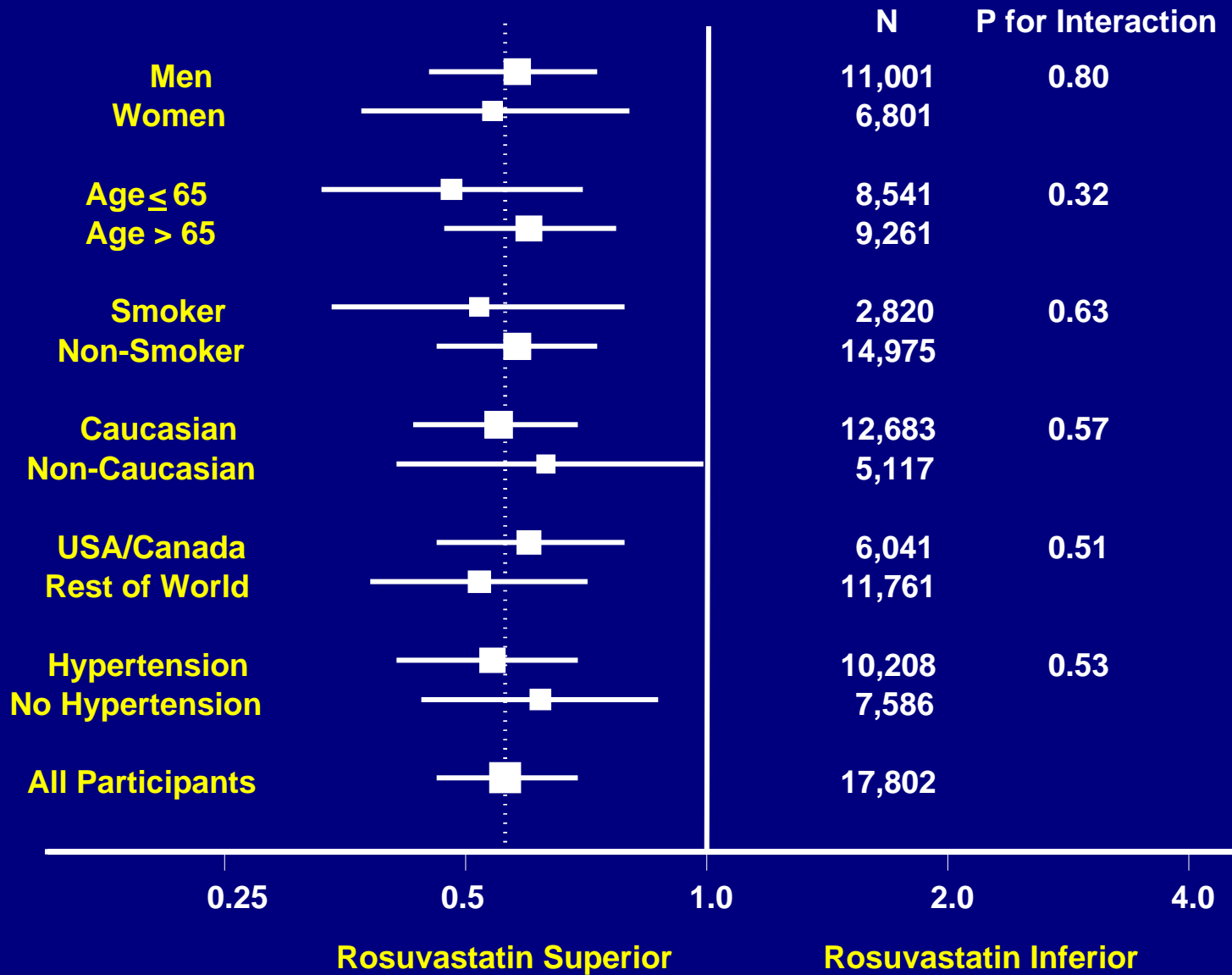
## Individual Components of the Primary Endpoint

Endpoint	Rosuvastatin	Placebo	HR	95%CI	P
<b>Primary Endpoint*</b>	<b>142</b>	<b>251</b>	<b>0.56</b>	<b>0.46-0.69</b>	<b>&lt;0.00001</b>
<b>Non-fatal MI</b>	<b>22</b>	<b>62</b>	<b>0.35</b>	<b>0.22-0.58</b>	<b>&lt;0.00001</b>
<b>Any MI</b>	<b>31</b>	<b>68</b>	<b>0.46</b>	<b>0.30-0.70</b>	<b>&lt;0.0002</b>
<b>Non-fatal Stroke</b>	<b>30</b>	<b>58</b>	<b>0.52</b>	<b>0.33-0.80</b>	<b>0.003</b>
<b>Any Stroke</b>	<b>33</b>	<b>64</b>	<b>0.52</b>	<b>0.34-0.79</b>	<b>0.002</b>
<b>Revascularization or Unstable Angina</b>	<b>76</b>	<b>143</b>	<b>0.53</b>	<b>0.40-0.70</b>	<b>&lt;0.00001</b>
<b>MI, Stroke, CV Death</b>	<b>83</b>	<b>157</b>	<b>0.53</b>	<b>0.40-0.69</b>	<b>&lt;0.00001</b>

\*Nonfatal MI, nonfatal stroke, revascularization, unstable angina, CV death

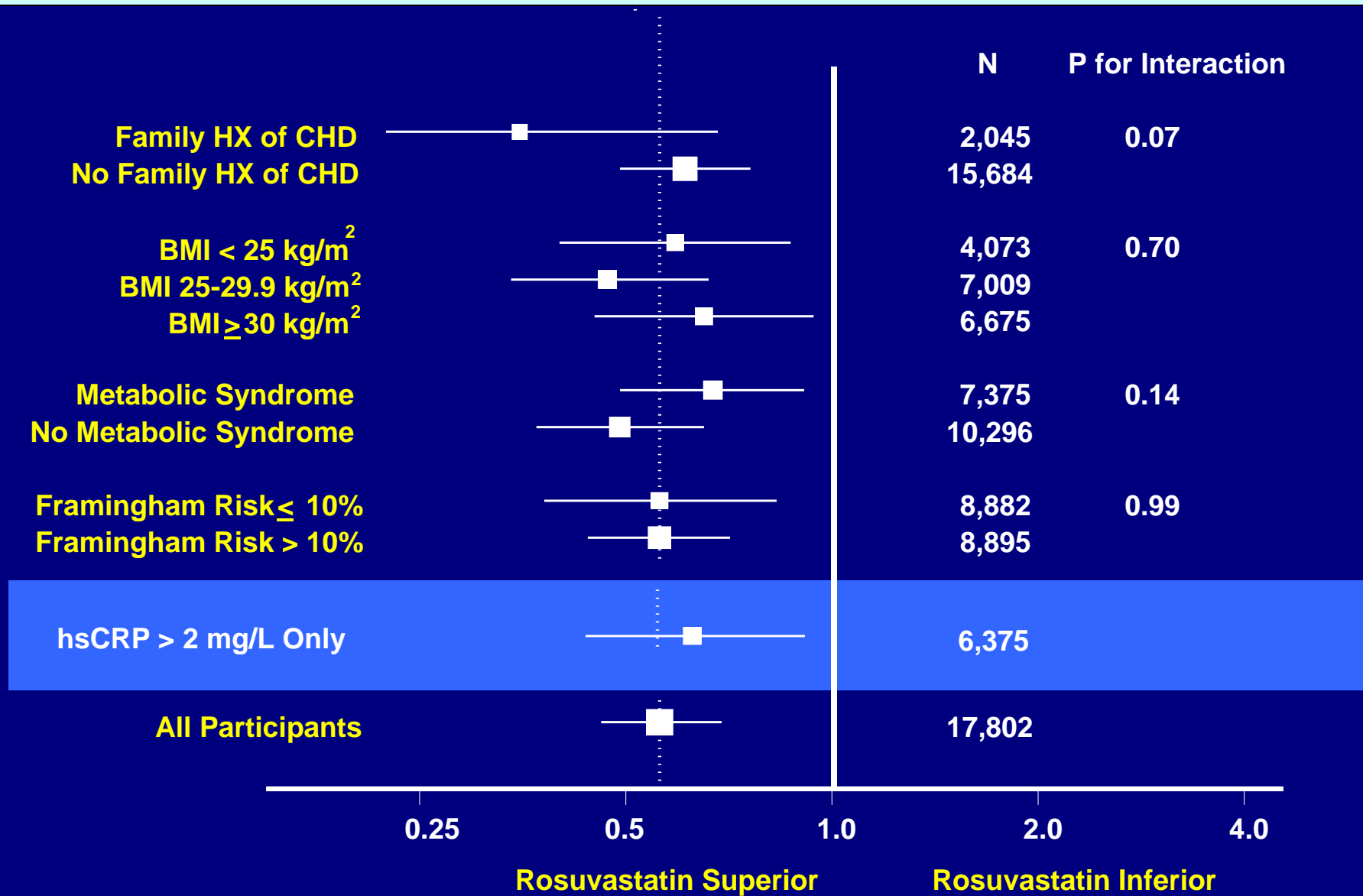


## Primary Endpoint – Subgroup Analysis I





## Primary Endpoint – Subgroup Analysis II





## Adverse Events and Measured Safety Parameters

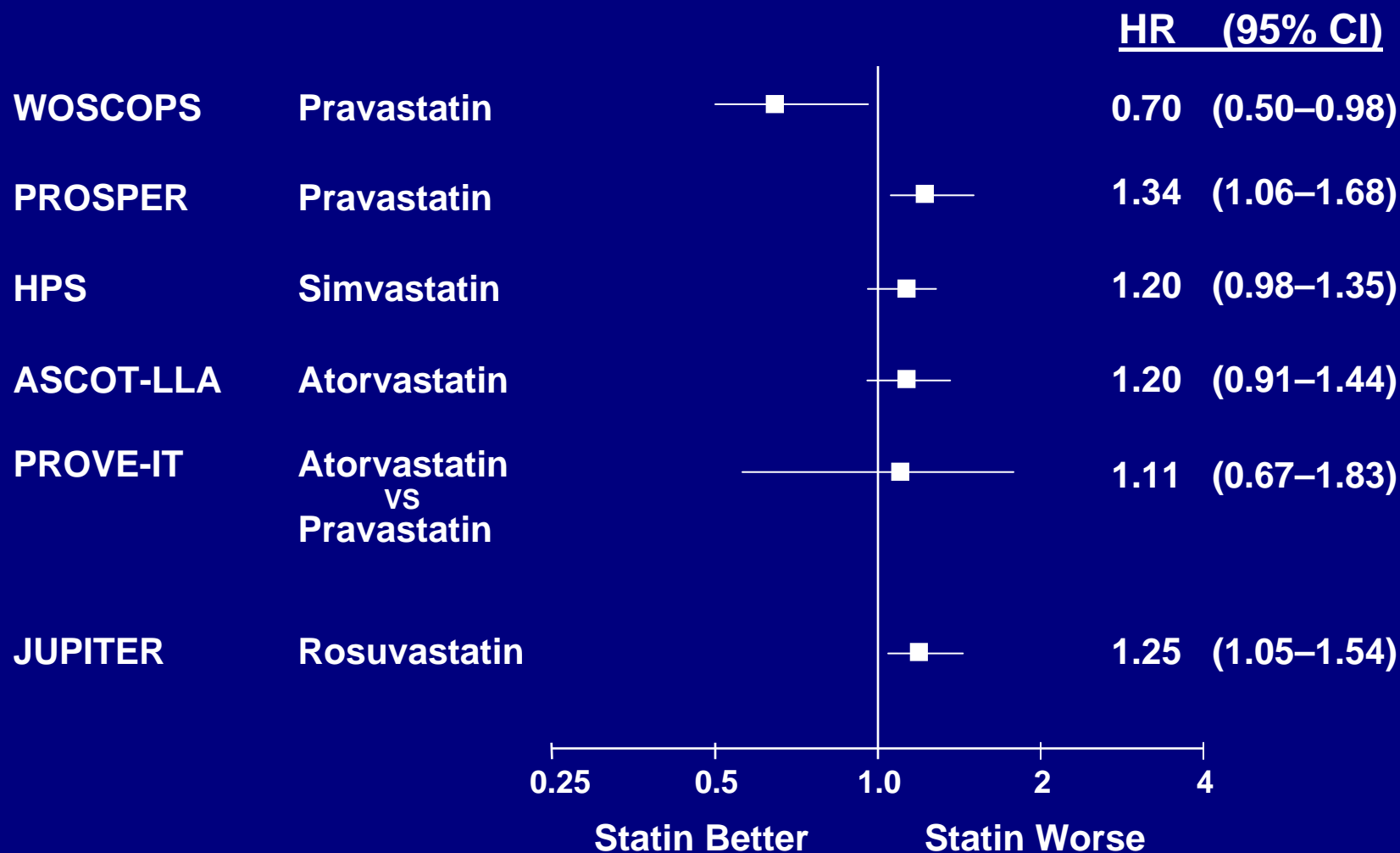
Event	Rosuvastatin	Placebo	P
<b>Any SAE</b>	1,352 (15.2)	1,337 (15.5)	0.60
<b>Muscle weakness</b>	1,421 (16.0)	1,375 (15.4)	0.34
<b>Myopathy</b>	10 (0.1)	9 (0.1)	0.82
<b>Rhabdomyolysis</b>	1 (0.01)*	0 (0.0)	--
<b>Incident Cancer</b>	298 (3.4)	314 (3.5)	0.51
<b>Cancer Deaths</b>	35 (0.4)	58 (0.7)	0.02
<b>Hemorrhagic stroke</b>	6 (0.1)	9 (0.1)	0.44
<b>GFR</b> (ml/min/1.73m <sup>2</sup> at 12 mth)	66.8 (59.1-76.5)	66.6 (58.8-76.2)	0.02
<b>ALT &gt; 3xULN</b>	23 (0.3)	17 (0.2)	0.34
<b>Fasting glucose</b> (24 mth)	98 (91-107)	98 (90-106)	0.12
<b>HbA1c</b> (% at 24 mth)	5.9 (5.7-6.1)	5.8 (5.6-6.1)	0.01
<b>Glucosuria</b> (12 mth)	36 (0.5)	32 (0.4)	0.64
<b>Incident Diabetes**</b>	270 (3.0)	216 (2.4)	0.01

\*Occurred after trial completion, trauma induced. All values are median (interquartile range) or N (%)

\*\*Physician reported



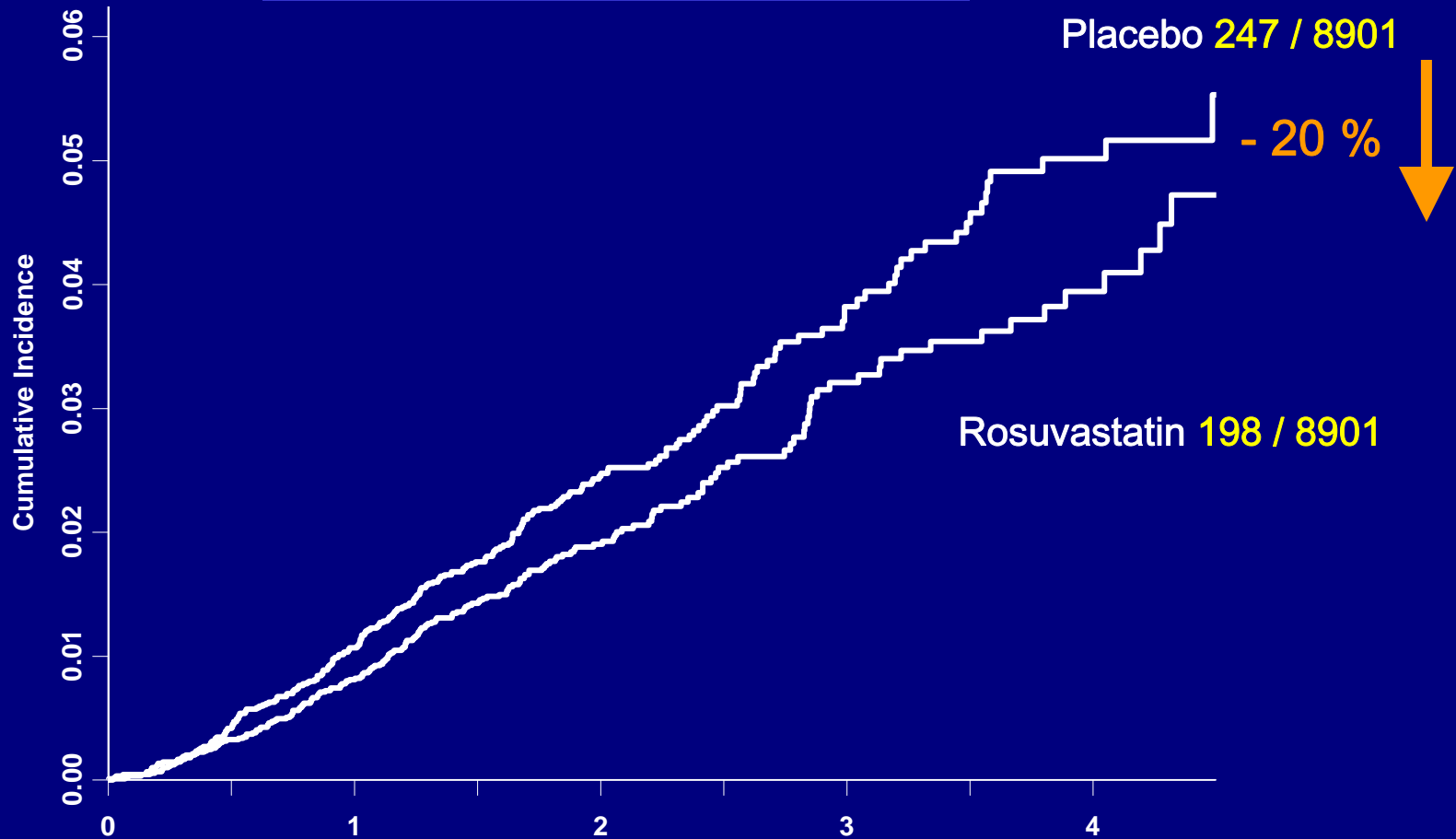
## Statins and the Development of Diabetes





## Secondary Endpoint – All Cause Mortality

HR 0.80, 95%CI 0.67-0.97  
P= 0.02



Number at Risk	Follow-up (years)										
	0	0.5	1	1.5	2	2.5	3	3.5	4	4.5	
Rosuvastatin	8,901	8,847	8,787	6,999	4,312	2,268	1,602	1,192	683	227	
Placebo	8,901	8,852	8,775	6,987	4,319	2,295	1,614	1,196	684	246	



## Conclusions – Efficacy I

Among apparently healthy men and women with elevated hsCRP but low LDL, rosuvastatin reduced by 47 percent incident myocardial infarction, stroke, and cardiovascular death.

Despite evaluating a population with lipid levels widely considered to be “optimal” in almost all current prevention algorithms, the relative benefit observed in JUPITER was greater than in almost all prior statin trials.

In this trial of low LDL/high hsCRP individuals who do not currently qualify for statin therapy, rosuvastatin significantly reduced all-cause mortality by 20 percent.





## Conclusions – Efficacy II

Benefits of rosuvastatin were consistent in all sub-groups evaluated regardless of age, sex, ethnicity, or other baseline clinical characteristic, including those with elevated hsCRP and no other major risk factor.

Rates of hospitalization and revascularization were reduced by 47 percent within a two-year period suggesting that the screening and treatment strategy tested in JUPITER is likely to be cost-effective, benefiting both patients and payers.

The Number Needed to Treat in JUPITER was 25 for the primary endpoint, a value if anything smaller than that associated with treating hyperlipidemia in primary prevention.



With regard to safety , the JUPITER results

- show no increase in serious adverse events among those allocated to rosuvastatin 20 mg as compared to placebo in a setting where half of the treated patients achieved levels of LDL < 55 mg/dL (and 25 percent had LDL < 44 mg/dL).
- show no increase in myopathy, cancer, hepatic disorders, renal disorders, or hemorrhagic stroke with treatment duration of up to 5 years
- show no increase in systematically monitored glucose or glucosuria during follow-up, but small increases in HbA1c and physician reported diabetes similar to that seen in other major statin trials



A simple evidence based approach to statin therapy for primary prevention.

Among men and women age 50 or over :

If diabetic, treat

If LDLC > 160 mg/dL, treat

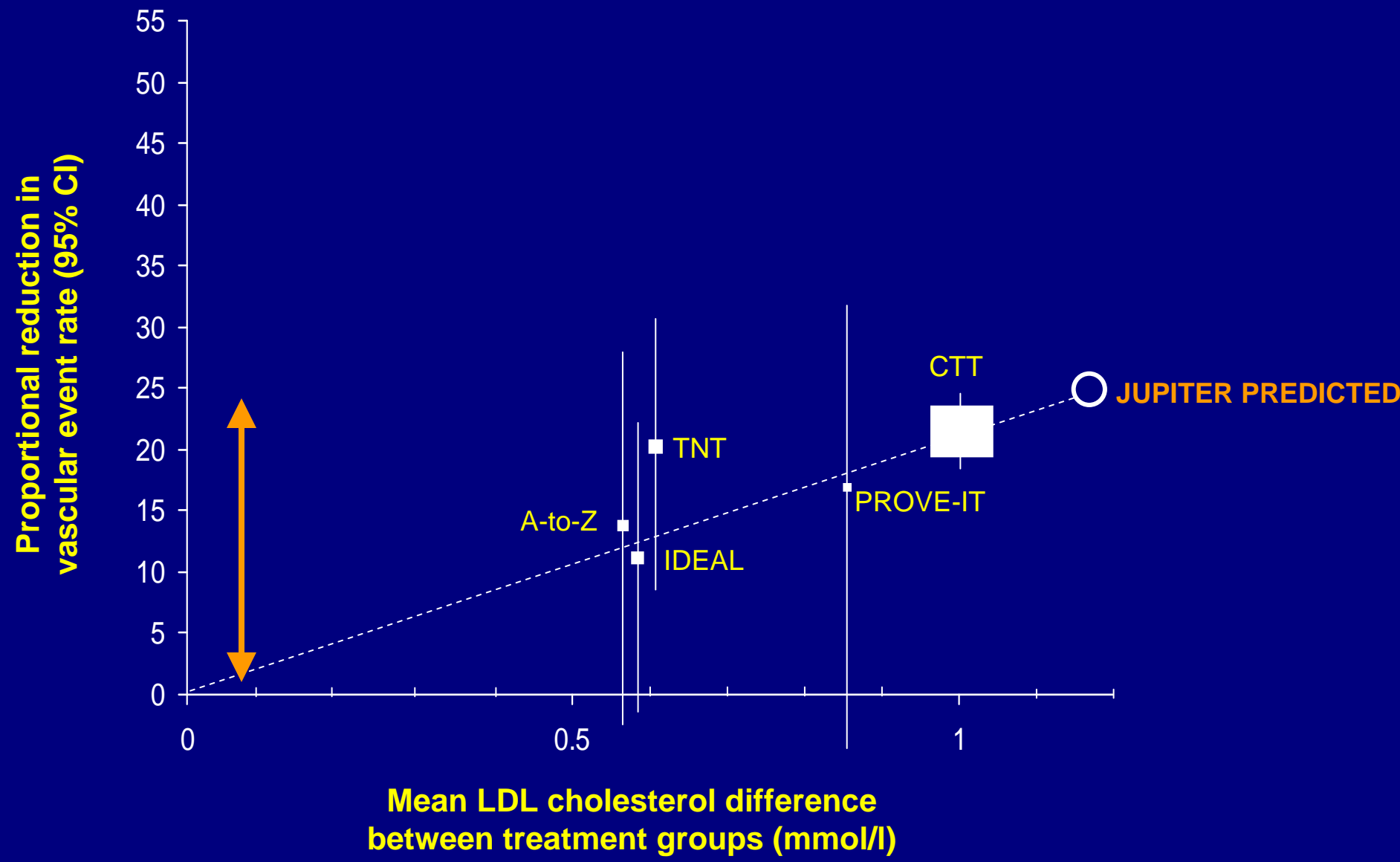
If hsCRP > 2 mg/L, treat

# JUPITER

Ridker et al NEJM 2008



## Predicted Benefit Based on LDL Reduction vs Observed Benefit

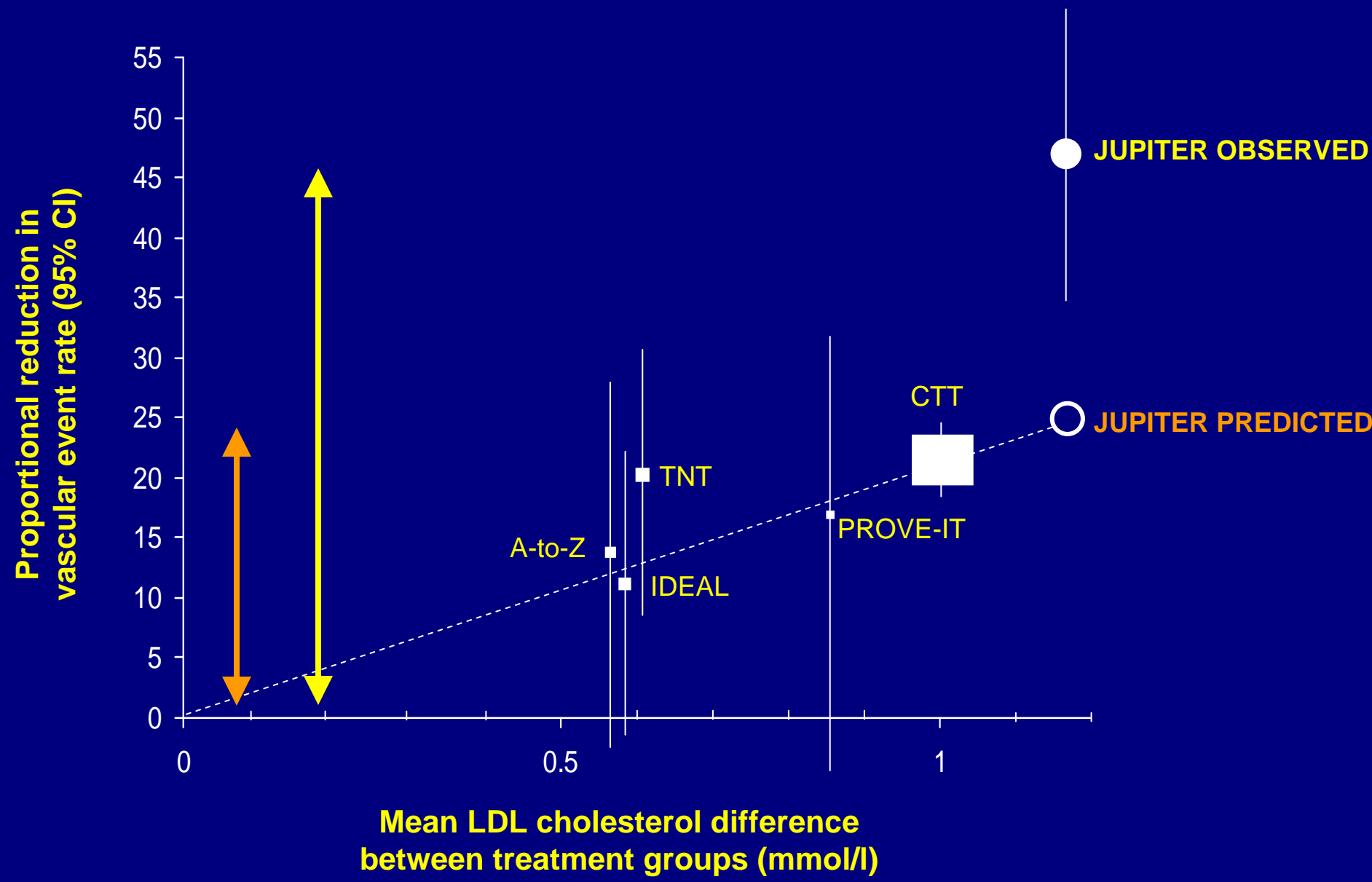


# JUPITER

Ridker et al NEJM 2008



## Predicted Benefit Based on LDL Reduction vs Observed Benefit





Application of the simple screening and treatment strategy tested in the JUPITER trial over a five-year period could conservatively prevent more than 250,000 heart attacks, strokes, revascularization procedures, and cardiovascular deaths in the United States alone.

We thank the 17,802 patients and the >1,000 investigators worldwide for their personal time, effort, and commitment to the JUPITER trial.

[www.brighamandwomens.org/jupitertrial](http://www.brighamandwomens.org/jupitertrial)